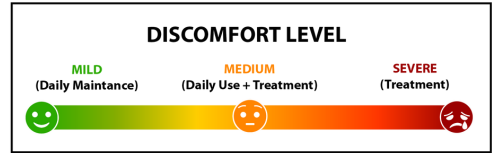




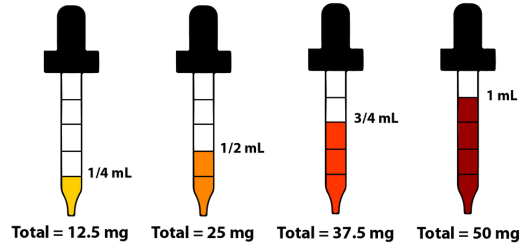
30 mL PCRX™ Dosage Guide



PCRX™ EMERALD

Total Per Bottle: 1500 mg

Recommendation Dose: Take 1/2 mL once or twice daily or as directed by a healthcare professional.

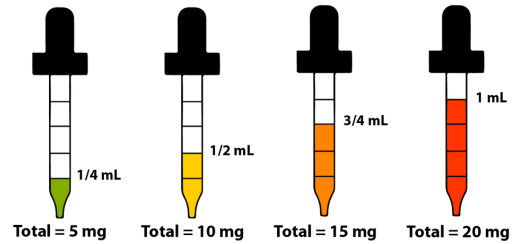


PCRX™ RUBY

Total Per Bottle: 600 mg

(Full Spectrum <0.3% THC)

Recommendation Dose: Take 1/2 mL once daily or as directed by a healthcare professional.

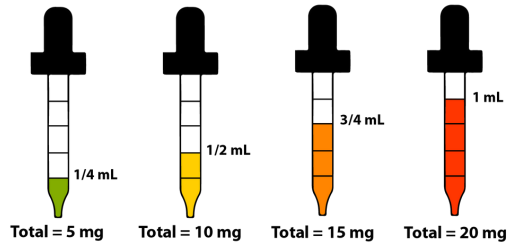


PCRX™ SAPPHIRE

Total Per Bottle: 600 mg

(CBD: 450 mg | CBN: 150 mg)

Recommendation Dose: Take 1/2 mL once nightly or as directed by a healthcare professional.

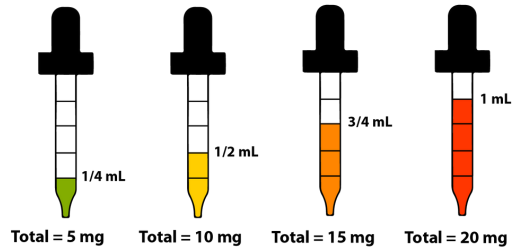


PCRX™ GOLD

Total Per Bottle: 600 mg

(Enhanced with CBG)

Recommendation Dose: Take 1/2 mL once daily or as directed by a healthcare professional.

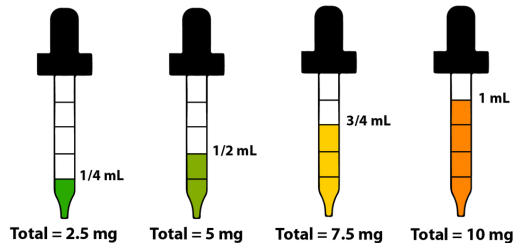


PCRX™ SILVER

Total Per Bottle: 300 mg

(Enhanced with CBG)

Recommendation Dose: Take 1/2 mL once daily or as directed by a healthcare professional.



PCRX™ PLATINUM

Total Per Bottle: 600 mg

Recommendation Dose: Take desired strength daily or as directed by a healthcare professional. Adjust your dosage as needed.

