

**TOP MOUNTED BOOM CYLINDER
WITH CYLINDER GUARD**



**CANOPY & FRONT
PROTECTION**



**LOAD SENSING VALVING & VARIABLE
DISPLACEMENT PISTON PUMP**



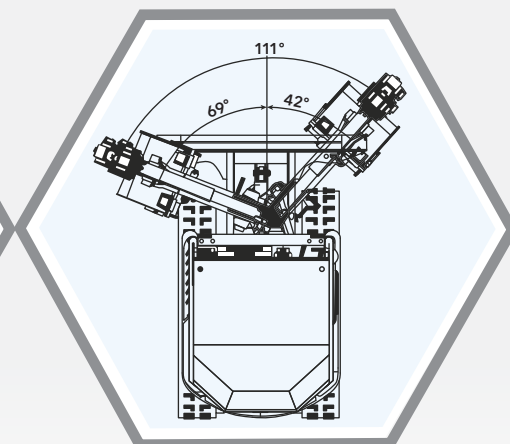
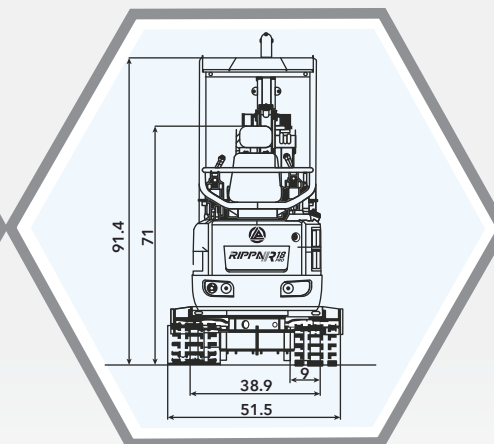
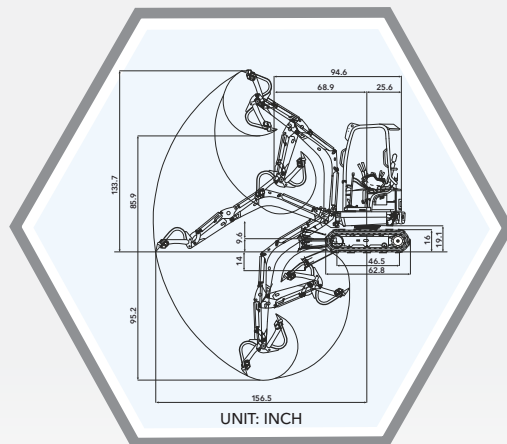
**EATON SWING
MOTOR**



**HIGH & LOW
TRAVEL SPEEDS**



**LARGE COUNTERWEIGHT
SYSTEM**



GENERAL

Machine Working Weight	4008lb	1818kg
Bucket Capacity	1.59ft ³	0.045m ³
Travel Speed Low/High	0-0.93/0-1.74mph	0-1.5/0-2.8km/h
Gradeability	30%	30%
Ground Pressure	4.4psi	30.33Kpa
Maximum Digging Force	2878lbf	12.8kN
Maximum Digging Radius	156.5in	3975mm
Maximum Digging Depth	95.3in	2420mm
Maximum Digging Height	133.7in	3396mm
Maximum Unloading Height	85.9in	2182mm
Maximum Deflection Angle	111°	111°
Track Extension Range	39-51.2in	990-1300mm

ENGINE

Engine Brand	Kubota	
Engine Model	D902	D902
Maximum Horsepower	15.8hp	15.8hp
Maximum Power	11.8kw	11.8kw
Maximum Speed	2300rpm	2300rpm
Displacement	54.8cu.in	0.898L
Number of Cylinders	3	3
Cooling Method	Water Cooled	Water Cooled
Engine Oil Capacity	1gal	3.8L
Fuel Type	Diesel	Diesel
Fuel Grade	0/-10	0/-10
Fuel Tank Capacity	6.3gal	24L

HYDRAULIC SYSTEM

Maximum Set Pressure	2611psi	18MPa
Travel Hydraulic Motor Type	LTM03CDK	
Travel Motor Brand	Likechuan	
Motor Displacement	11-20ml/r	11-20ml/r
Slewing Hydraulic Motor Type	Palyi 2.5K	Palyi 2.5K
Displacement	245ml/r	245ml/r
Main Pump Type/Model	Load Sensing Variable Piston/18	
Main Pump Brand	Tianjin Hydraulics	
Main Pump Maximum Flow	10.9GPM	41.4L/min
Multi-Way Valve	9-Way Hydraulic Control Multi-Way Valve	
Multi-Way Valve Brand	Tianjin Hydraulics	
Rated Set Pressure	2466psi	17MPa
Hydraulic Tank Capacity	6gal	22.7L

CHASSIS

Transport Length	94.6in	2403mm
Transport Width	38.9in	989mm
Transport Height	91.4in	2322mm
Counterweight Ground Clearance	19.1in	486mm
Bucket Width	15.7in	400mm
Boom Length	44.1in	1120mm
Arm Length	70.1in	1780mm
Bulldozer Blade Width	39-51.1in	990-1300mm

PERFORMANCE & APPLICATION

The **RIPPA R-18 PRO** is a versatile **1.8-TON MINI EXCAVATOR** with a ROPS canopy, front guard, and advanced load-sensing multi-way valve with variable displacement pump for efficient hydraulic performance, **Featuring Two-Speed Travel and Optional Double Counterweight for Extra Stability**. Perfect for Construction, Landscaping, Utility Installation, Road Maintenance, and Agricultural Land Clearing.